


3-IN-1 LADDER



EXTENSION

With its narrow rails in the extension position, you can easily reach those high places, even roof and attic access ports.



STEPLADDER

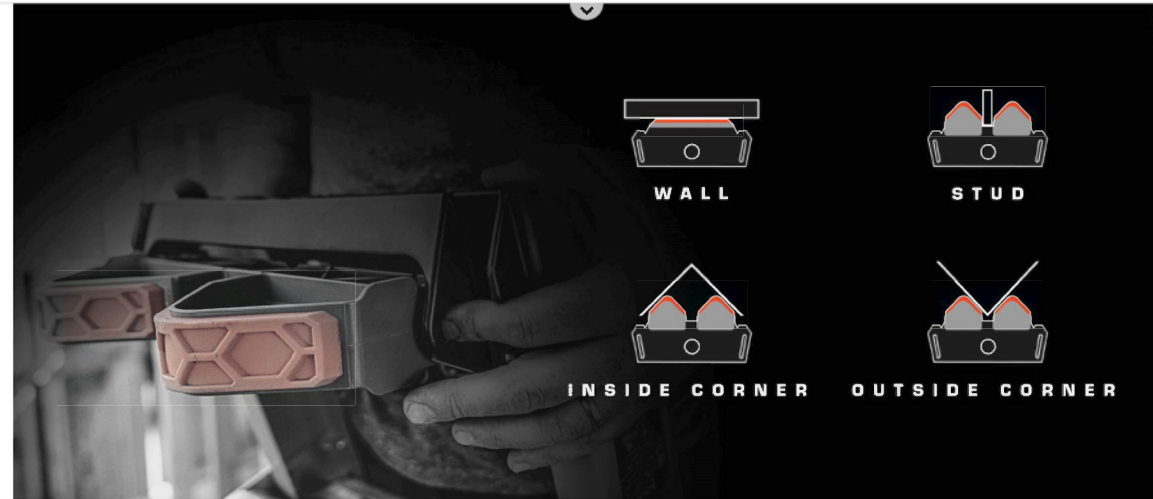
This ladder features a wide-flared base for sturdy climbing and a narrow backside to fit between studs.



LEANING

The King Kombo is an OSHA-certified leaning ladder. Safely lean your ladder, so you can get closer to your work.

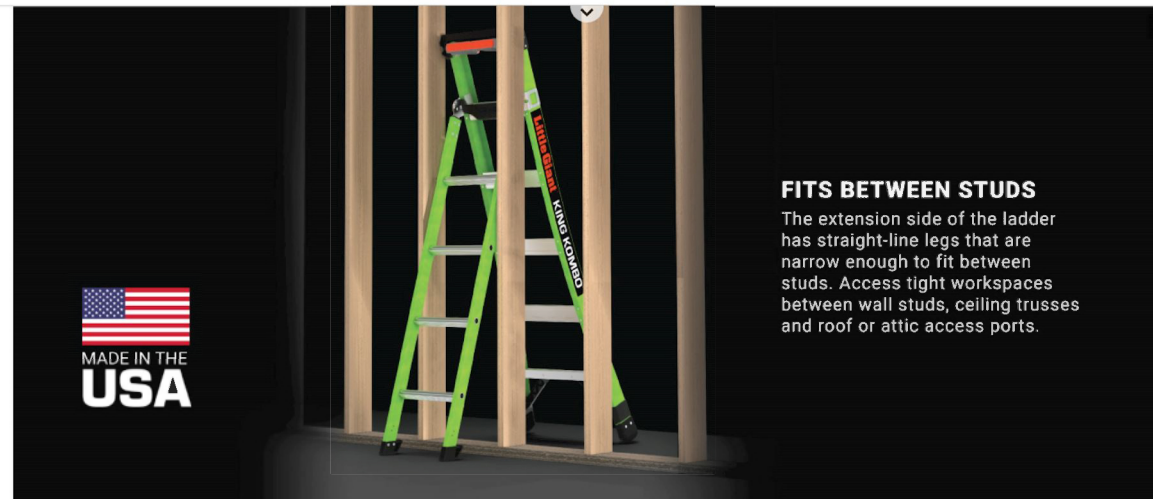
FEATURES



ONE-HANDED HINGE

The King Kombo can transition from position to position in one fluid motion. The One-handed Grip-N-Go hinge allows for a seamless transition between stepladder, extension and leaning ladder configurations.

FEATURE



FITS BETWEEN STUDS

The extension side of the ladder has straight-line legs that are narrow enough to fit between studs. Access tight workspaces between wall studs, ceiling trusses and roof or attic access ports.

